

# Rebel Walls®

• CLAIM YOUR SPACE •



PALETTE

# Claim Your Space

Everybody needs a place to claim as their own. A quiet hideaway where you set the rules.  
These places go under many names: hobby room, library, garage, walk-in closet...  
No matter what you call them – claim them.

Rebel Walls provides the tools to solve a universal need by offering  
an infinite assortment of wall murals and the knowledge of how to choose.

Be a rebel – Claim your space!







# Make it Your Own

Do you have a place to call your home? Now is the time to truly make it your own. To update, re-evaluate and create room settings that inspire and reflect every aspect of your colorful personality.

**Claim your space – Let color guide you**

# CHAPTERS



**ENTER | PAGE 6-17**



**EAT | PAGE 18-29**



**RELAX | PAGE 30-41**



**WORK | PAGE 42-53**




**PLAY | PAGE 54-65**



**SLEEP | PAGE 66-77**

# ENTER


The hallway is the place for take-offs and touchdowns and often lacks natural light. Brave colors and bold patterns will help you make a great first and last impression.




DOORBELL



MAROON



OPEN ARMS




KEY GREY



You spend the least amount of time in the hallway – start your brave journey there.






R13273 

# Color Clouds

For unforgettable first impressions and grand exits  
– go for gold.



R13274 









# Dream Weaver

This intriguing pattern is inspired by the many meetings that take place on the other side of your entrance door.



R12893 **R**



R12894 **R**





# Patinated Panels

Exquisite French panels in laid-back, yet confident colors.



R15382 **R**



R15383 **R**



# Parisian Panels

The beauty lies in the decay. Go for the all-white French panels or pick the dip-dyed ones for even more character.



R15601 **R**



R15602 **R**



R15603 **R**



# Verdant

Create an illusion of depth and space  
with a photo wall mural.




R15521






# EAT


Spicy and inviting colors set the tone for your mingling, eating, and meetings. An intriguing pattern starts conversations and is a welcomed guest at the dinner table.




BAY LEAF



STEEL





CINNAMON



CURCUMA



STEAM





Tip! Let your spice cabinet inspire your color palette.





# Airy Arches

Create an optical illusion of increased ceiling height with the help of graphic columns.



R15491 



R15492 




EAT 21


REBEL WALLS #10 | PALETTE

# A Priori

Place a never-ending conversation piece close to the eating area,  
and you will never run out of things to talk about.




R15501



# Mischievous Monkeys, Lush

The depth in this lush green wall mural creates a sheltered glade and great platform for small secrets and big trusts.



R14592 










# French Panels

First you fall for the color, then you notice the adorable French panels, together they will add a sophisticated look to your dining area.



R15441 




R15442 




# Patinated Diamonds

Can't decide whether you want a surface wallpaper or a patterned one?  
Here's an outstanding combination of both.



R11411 




R11412 



# RELAX


In a room that serves as a scene for various personalities and activities, it can be wise to let the colors take a step back.



DUSTY PINK




SMOKED OAK



TRANQUILITY



BREATH



By going for a softer color palette you make natural space for strong and inspiring motifs.






RELAX 31

REBEL WALLS #10 | PALETTE

# Pink Dawn

The most hopeful color guards us and the slumbering meadow in this early morning hour.



R15361





RELAX 33

REBEL WALLS #10 | PALETTE



R15371 **R**

# Agate

---

Get good vibes and shimmering color effects with the gemstone agate.



R15372 **R**




RELAX 35


REBEL WALLS #10 | PALETTE


# Big Harlequin

The work of a talented watercolorist is too pretty not to blow up in size so that everyone can see.



R15571 



R15572 





RELAX 37

REBEL WALLS #10 | PALETTE

# Blooming

Restful dusty pastels harmonize this stunning statement flower pattern.




R15391 



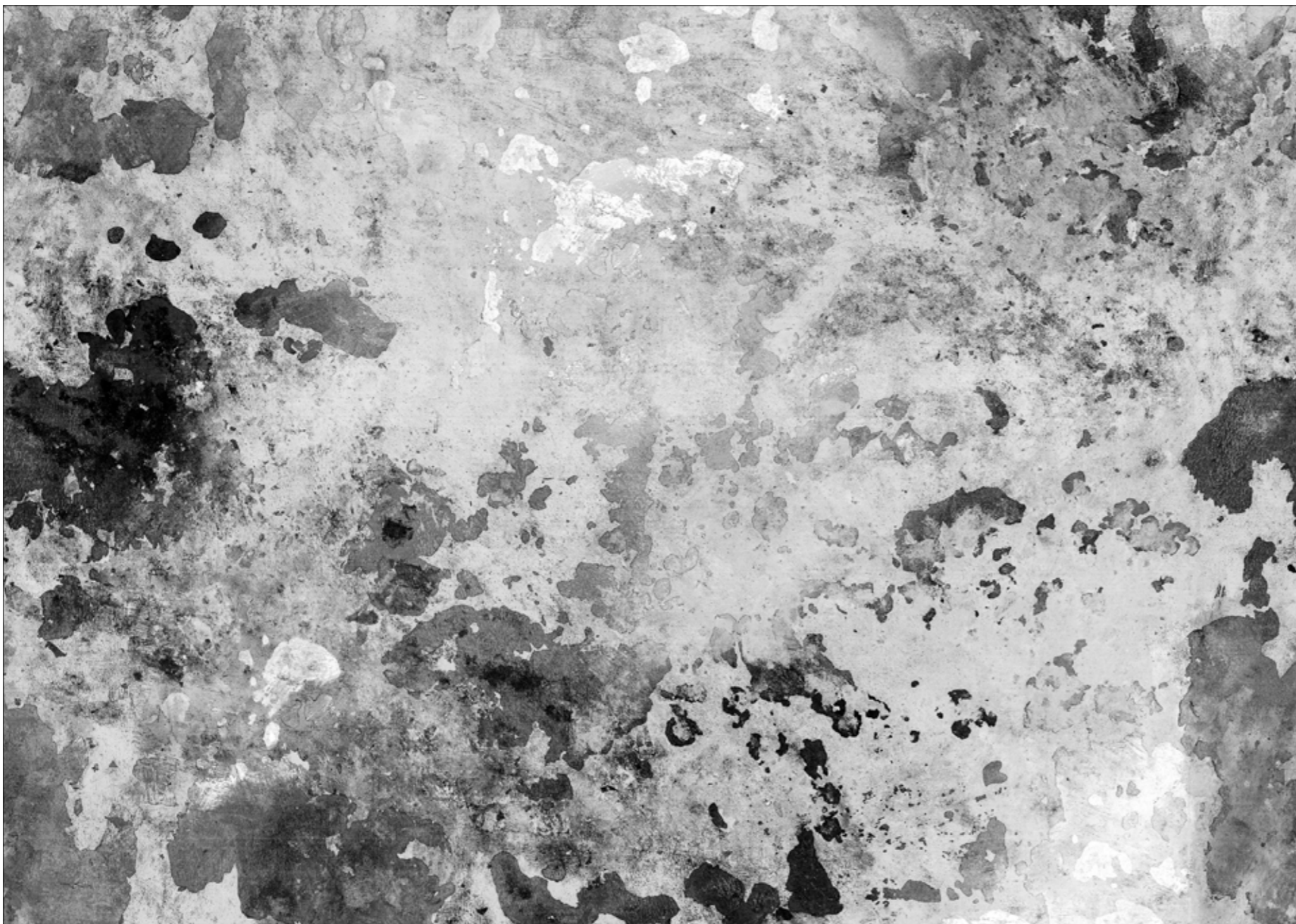
RELAX 39  
REBEL WALLS #10 | PALETTE




R15471 

# Fragments

Looking for the perfect surface wall mural? Look no further. A handmade drawing stands as the original of this soulful mural.



R15472 






RELAX 41


REBEL WALLS #10 | PALETTE

# WORK


Glacial colors cool your mind and set the focus. Intriguing patterns get your inspiration going.




Place a wall mural with movement in a room where you generate ideas.




VISION



SPELLBOUND



GRIT





FOCUS



FLOW






R13883 

# Globes Gathering

Get the multicultural mindset going with a complex, yet airy pattern made of terrestrial globes.



R13884 



# Cacti

Find your inner balance with the help of mesmerizing green colors in the pale morning light.





R15611



**WORK 47**


REBEL WALLS #10 | PALETTE




R15511 

# Ink Colossal

Doubtless and spontaneous ink splashes inspire and dare you to think outside the box.



R15512 







R15451

## Frozen Moment

Life is a series of moments and meetings, some more beautiful than others – like this one.




R15452



**WORK 51**

REBEL WALLS #10 | PALETTE



R15461 **R**

# Noble Flair

Opposites attract, are you light and whimsical?  
Let this wall mural ground you for a change.




R15462 **R**





# PLAY


A room for creativity, dreams, and make-believe can't be trapped in dull colors. Welcome the rainbow indoors.




BUBBLES




ALPACA



CHIPMUNK




ENERGY



PINK KISSES




These fluffy coral clouds is the perfect foundation for dreams, both daydreams and the ones at night.





# Pulse of Passion

Get your heart rate going with this playful pattern.



R14094 **R**



R14095 **R**





# Coral Clouds

Create a room where dreams thrive. A careless comfort zone where you can decide if the coral colors are a result of dusk or dawn.





R15411 **R**




# Horse Herd

If freedom was an animal, it would be a horse. Match this shimmering pattern with golden details in the rest of the interior for a young, yet flawless look.



R15591 



R15592 

**60 PLAY**


REBEL WALLS #10 | PALETTE

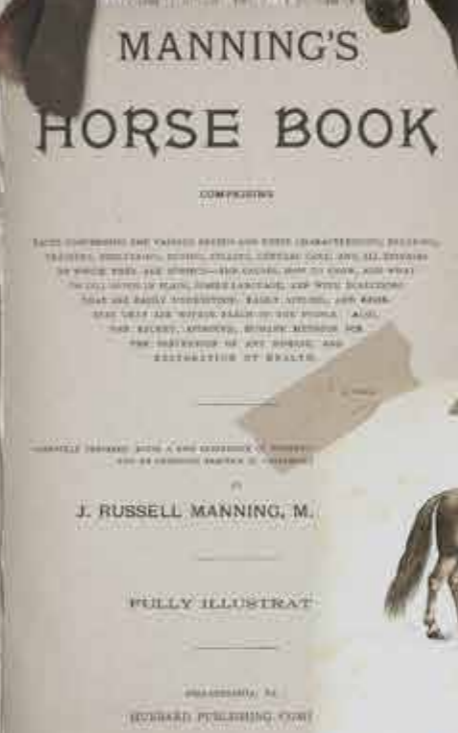



# Horse Mania

Discipline, hard work, strong friendship and close bonds come together with horse sports. Inspiring words here depicted in an intricate pattern.




R15551 



# Sports Junkie

Different rackets, balls, shoes, and gadgets – with the same spirit and enthusiasm. Do you also love sports? This is the wallpaper for you.



R15561 



SEBALL

SPORTS




LACROSSE




# SLEEP


Harmonious colors will help you unwind after a long day. Fairytale landscapes and chubby cherubs will guide your dreams into divine directions.




CLOUD




MOSS



DAWN




EVENINGTEA



Imagine this striking wall mural behind your bed as a headboard.






R15431 

## Chubby Cherubs

Let these cheerful little fellas guard you in your sleep. The soothing blue color will help you relax.



R15432 



# Panel

To keep your bedroom dark and cold is a hot tip for a good night sleep. This wall mural will help you with that.



R12883 **R**




R12884 **R**





PACKED BY  
**RAMIREZ & C<sup>o</sup> (FILHOS) LDA**  
VILA REAL DE SANTO ANTÓNIO  
PENICHE E MATOSINHOS  
PORTUGAL

# Jungle Land

Take a slow imaginary stroll in this fairytale landscape before you close your eyes.



R14613 



R14614 





PACKED BY  
RAMIREZ & Cª (FILHOS) LDA  
VILA REAL DE SANTO ANTÓNIO  
PENICHE E MATOSINHOS  
PORTUGAL

# Stucco Gloria

Turn your bedroom into a luxurious boudoir with one of these three equally seductive colors.



R15481 **R**



R15482 **R**



R15483 **R**





PACKED BY  
**RAMIREZ & Cª (FILHOS) LDA**  
VILA REAL DE SANTO ANTÓNIO  
PENICHE E MATOSINHOS  
PORTUGAL

# Cherry Tree

The bedroom is not only the place where you fall asleep – it's also your first impression when you wake up. Let it have an air of spring with these cherry blossoms.



R15541



PACKED BY  
**RAMIREZ & Cª (FILHOS) LDA**  
VILA REAL DE SANTO ANTÓNIO  
PENICHE E MATOSINHOS  
PORTUGAL


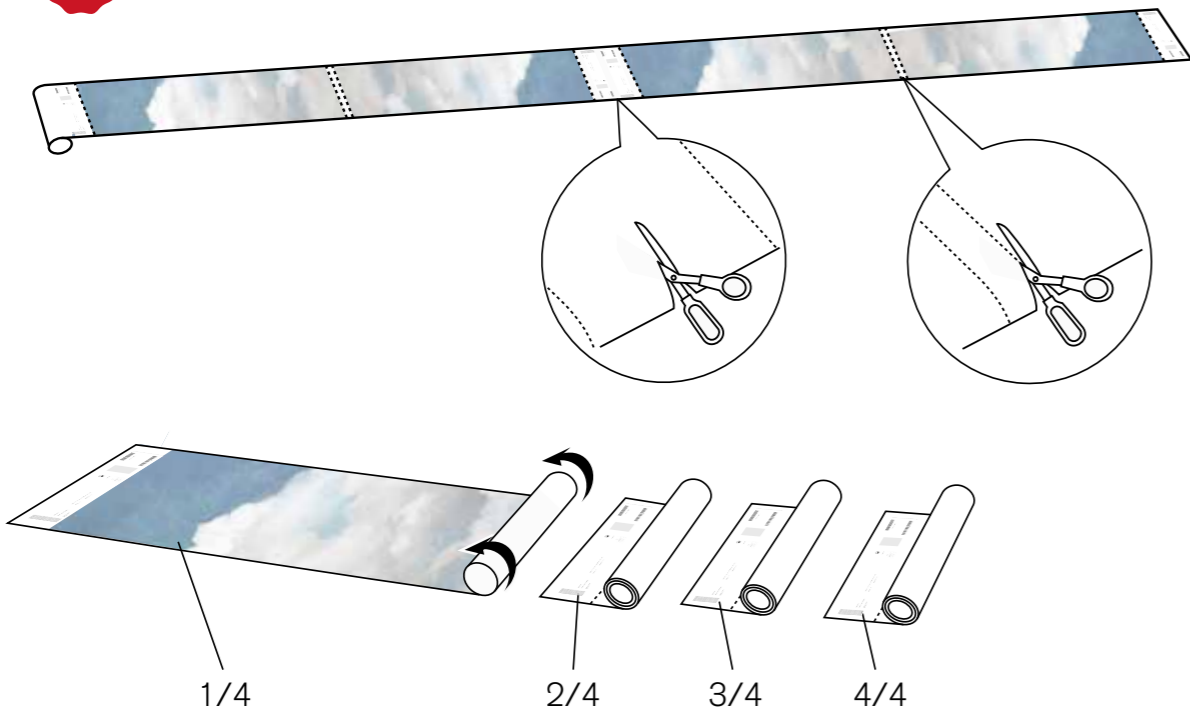


# HANGING INSTRUCTIONS


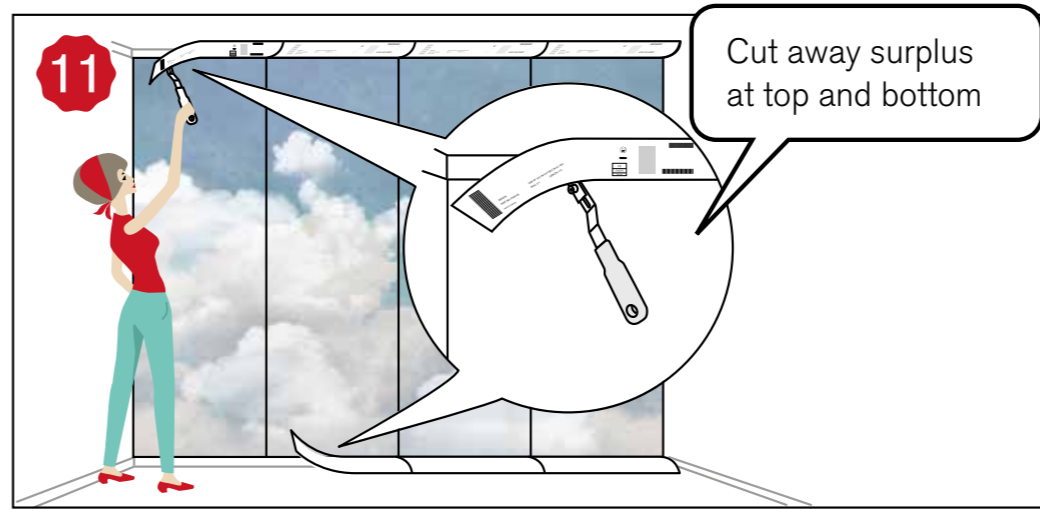
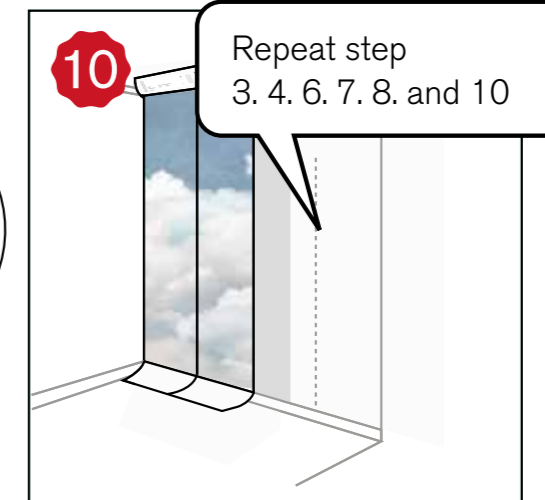
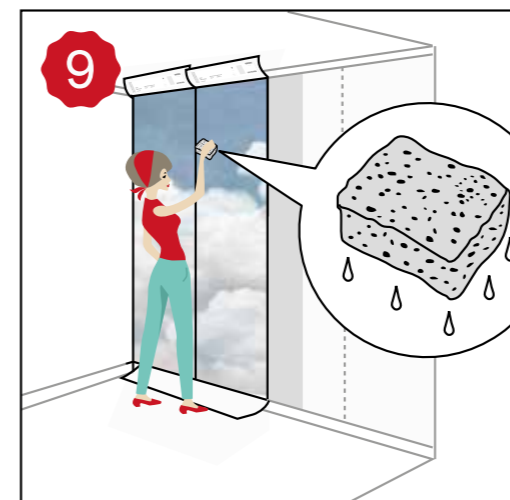
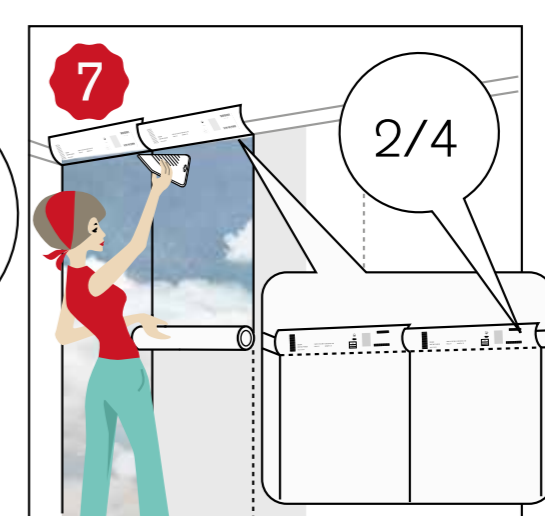
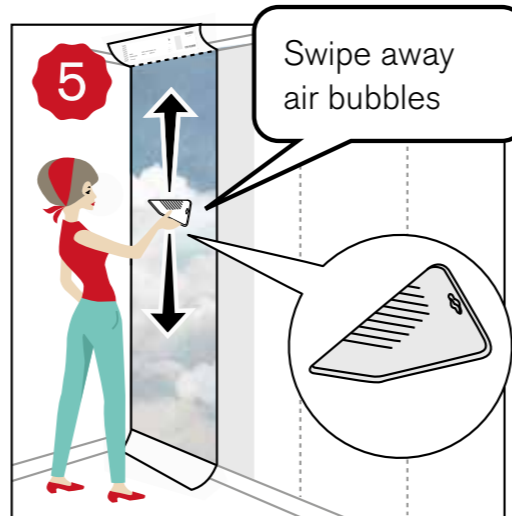
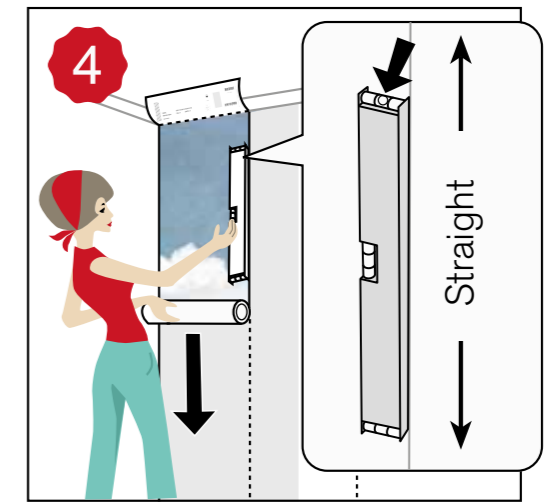
Follow these hanging instructions and your wallpaper will be up in no time!

→|← = STRAIGHT MATCH

1



45 CM





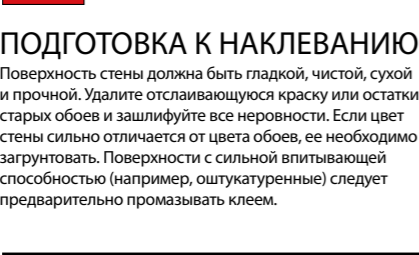
## BEFORE YOU BEGIN

The surface of the wall must be smooth, clean, dry and sound. Flaking paint and loose wallpaper should be removed, and any uneven surfaces must be filled. Give the wall a prime coating if its colour is very different to the new wallpaper. Very absorbent surfaces, such as plaster walls, should be sized.



## FÖRETAPETSERING

Väggen ska vara slät, ren, torr och väl förankrad. Gammal färg och tapet som inte sitter fast måste tas bort och spacklas över vid behov. Grundmåla om väggen har starka färgskiftningar. Förlimma om underlaget är starkt sugande, som exempelvis en gipsvägg.

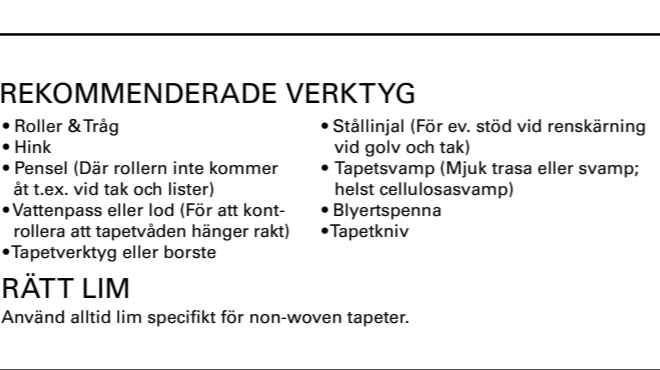


## RECOMMENDED TOOLS

- Rollers and tray
- Bucket
- Pencil
- Craft knife
- Paintbrush (For the areas that the roller misses, e.g. along the ceiling and skirting boards)
- Ställinjal (För ev. stöd vid renskärning vid golv och tak)
- Tapetsvamp (Mjuk trasa eller svamp; helst cellulossavamp)
- Blyertsenna
- Tapetkniv

## RIGHT ADHESIVE

Always use an adhesive specially recommended for non-woven wallpaper.

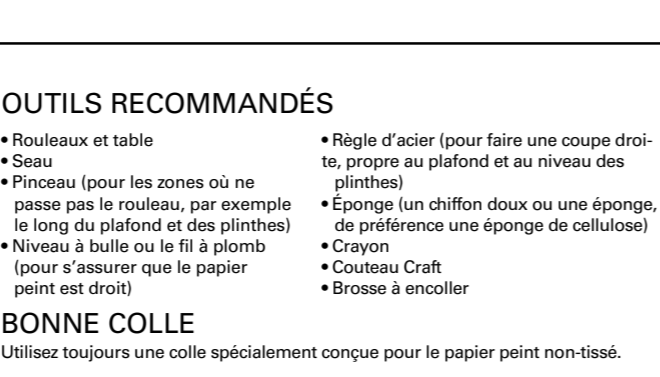


## EMPFOHNENES WERKZEUG

- Roller und Schale
- Eimer
- Pinself (für mit dem Roller nicht erreichbare Stellen, z. B. Leisten)
- Wasserwaage oder Lot (zur Kontrolle, ob die Tapetenbahn gerade hängt)
- Tapetierwerkzeug oder Bürste
- Stahllineal (eventuell als Stütze beim Feinschnitt an Decke und Fußboden)
- Tapetenschwamm (weicher Lappen oder Schwamm, möglichst ein Zello-losschwamm)
- Bleistift
- Tapetiermesser

## DER RICHTIGE KLEISTER

Es ist immer spezieller Kleister für Vliestapeten zu verwenden.

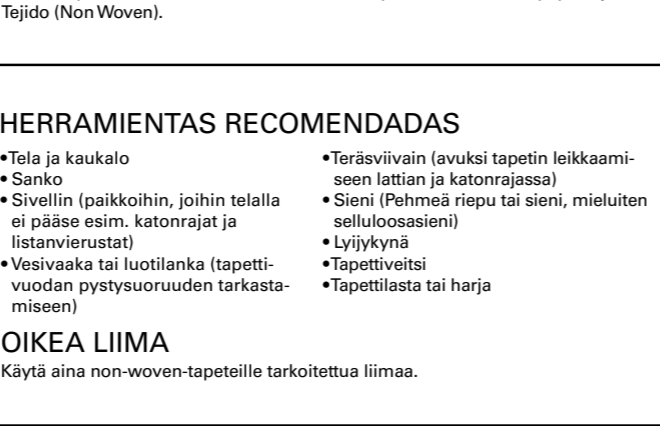


## OUTILS RECOMMANDÉS

- Rouleaux et table
- Seau
- Pinceau (pour les zones où ne passe pas le rouleau, par exemple le long du plafond et des plinthes)
- Niveau à bulle ou le fil à plomb (pour s'assurer que le papier peint est droit)
- Règle d'acier (pour faire une coupe droite, propre au plafond et au niveau des plinthes)
- Eponge (un chiffon doux ou une éponge, de préférence une éponge de cellulose)
- Crayon
- Couteau Craft
- Brosse à encoller

## BONNE COLLE

Utilisez toujours une colle spécialement conçue pour le papier peint non-tissé.

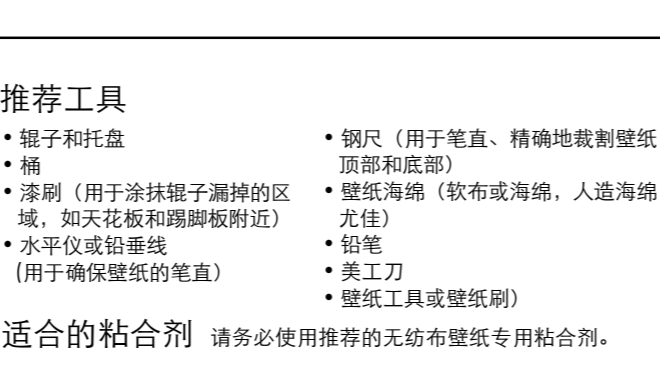


## HERRAMIENTAS RECOMENDADAS

- Rodillos y bandeja
- Cubo
- Nivel de burbuja o plomada (Para asegurarse de que el papel pin tado se instala recto)
- Cutter
- Cepillo
- Pincel (Para las esquinas)
- Espanja (paño o esponja suave, preferiblemente una esponja de celulosa)
- Lápiz
- Regla de acero (Para hacer un corte recto, limpio lo largo de a parte superior e inferior)
- Teräsivivain (avuksi tapetin leikkaami-senen lattian ja katonrajassa)
- Sieni (Pehmeä riepu tai sieni, mieluiten selluloosasieni)
- Lyijykynä
- Tapettiveitsi
- Tapettilasta tai harja

## OIKEA LIIMA

Käytä aina non-woven-tapeteille tarkoitettua liimaa.



## 推荐工具

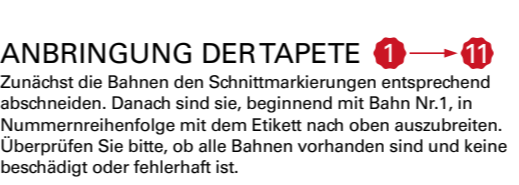
- 辊子和托盘
- 桶
- 漆刷（用于涂抹辊子漏掉的区域，如天花板和踢脚板附近）
- 水平仪或铅垂线（用于确保壁纸的笔直）
- 钢尺（用于笔直、精确地裁割壁纸顶部和底部）
- 壁纸海绵（软布或海绵，人造海绵尤佳）
- 铅笔
- 美工刀
- 壁纸工具或壁纸刷）

**适合的粘合剂** 请务必使用推荐的无纺布壁纸专用粘合剂。

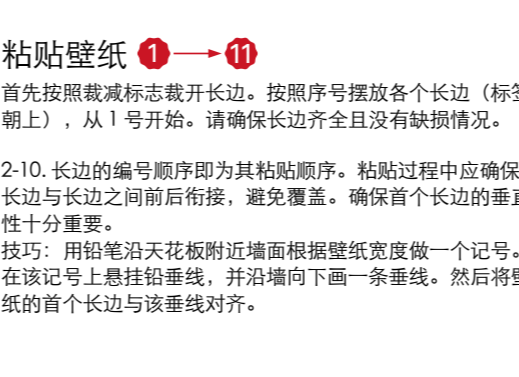
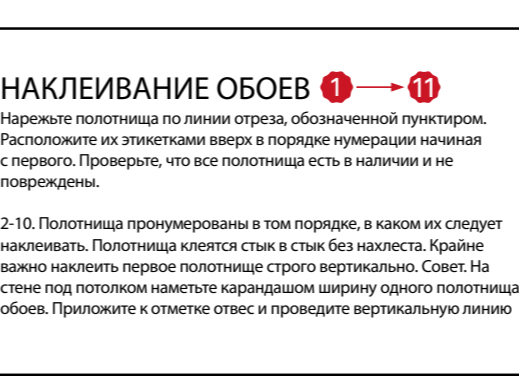
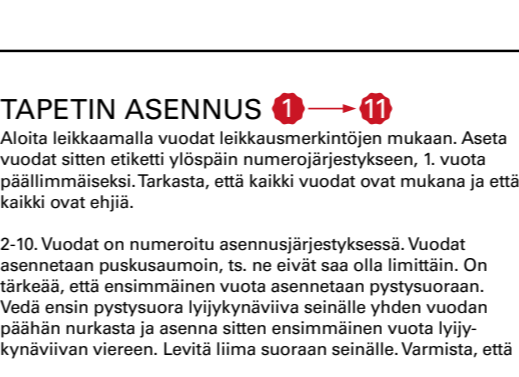
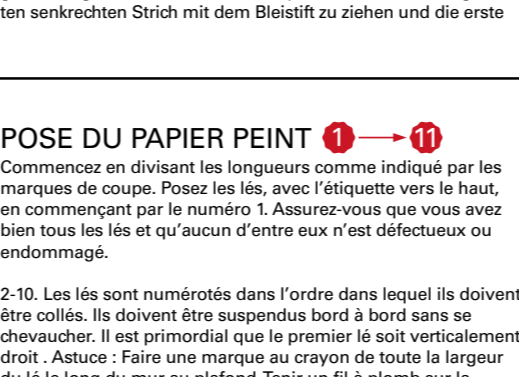
## HANGING WALLPAPER 1 → 11

Start by dividing the lengths as indicated by the cutting symbols. Lay the lengths, with the label facing upwards, in numerical order starting with length number 1. Make sure you have all the lengths and that none of them are defective or damaged.

2-10. The lengths are numbered in the order in which they must be hung. The lengths should be hung edge to edge without any overlapping. It is essential that the first length is vertically straight. Tip: Make a pencil mark one wallpaper width along the wall near the ceiling. Hold a plumb line on the mark and draw

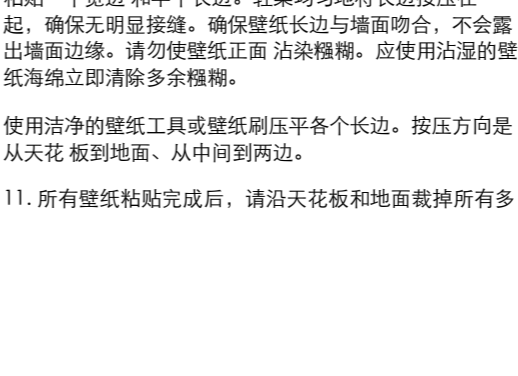
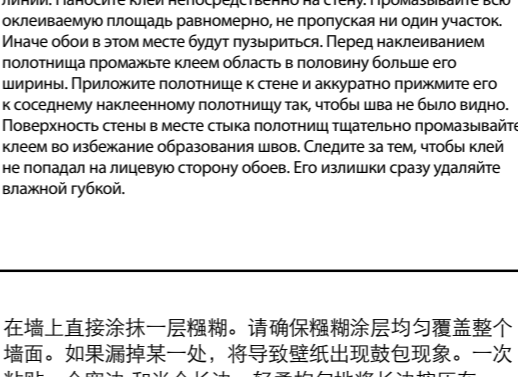
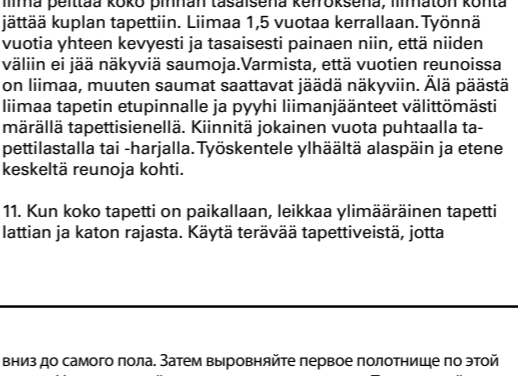
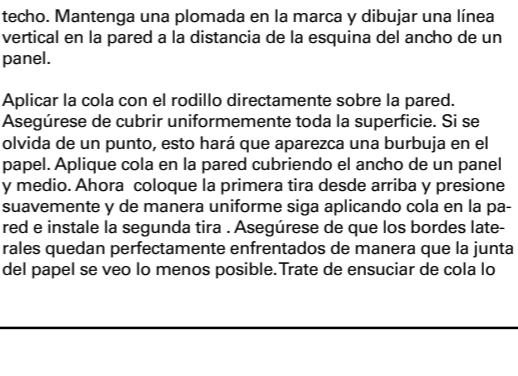
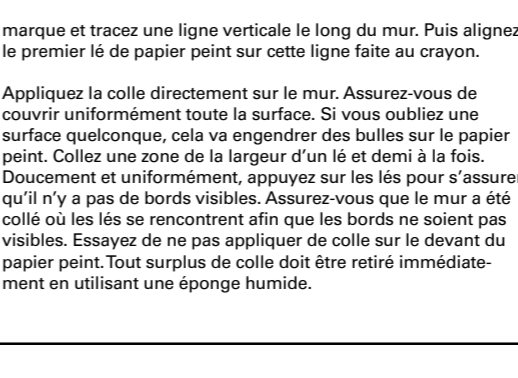
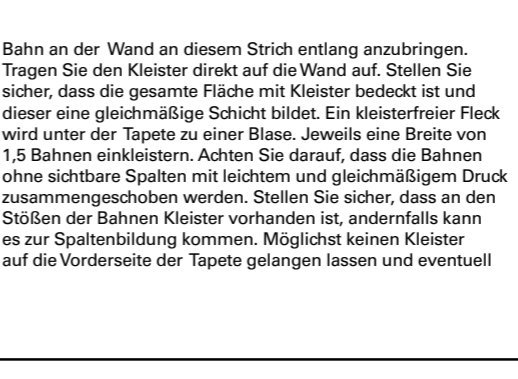
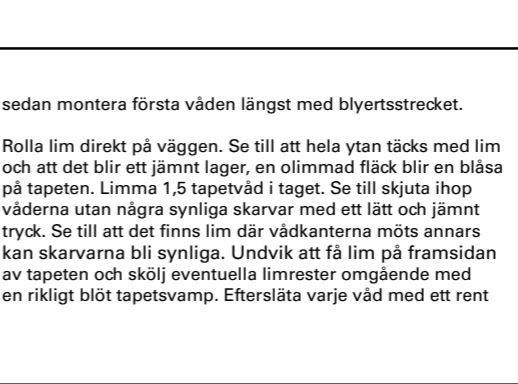


2-10. Alle Bahnen sind in der Reihenfolge nummeriert, in der sie anzubringen sind. Sie sind auf Stoß anzubringen, dürfen sich also nicht überlappen. Es ist wichtig, dass die erste Bahn vertikal gerade angebracht wird. Hierfür empfiehlt sich, einen ausgete-ten senkrechten Strich mit dem Bleistift zu ziehen und die erste

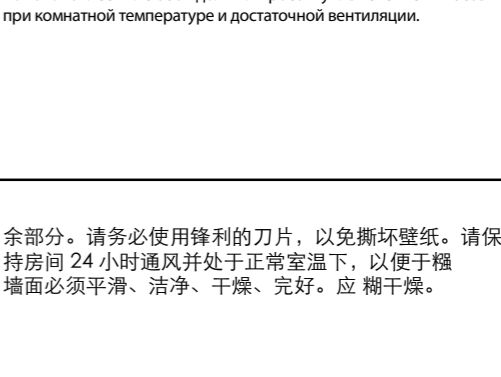

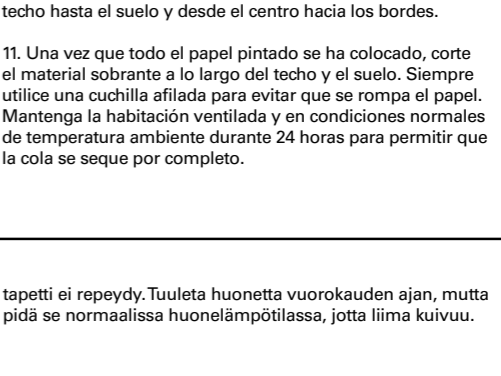
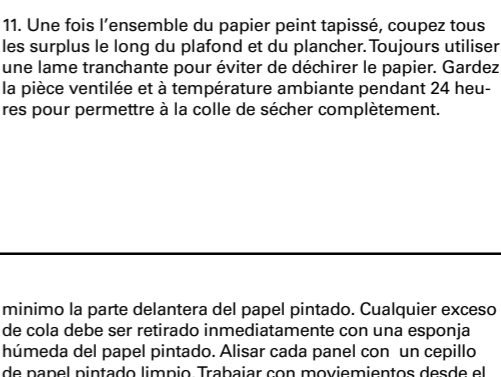
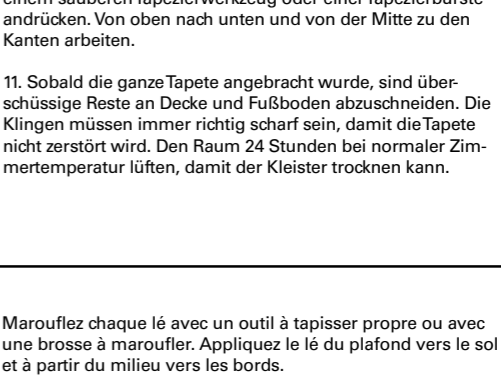
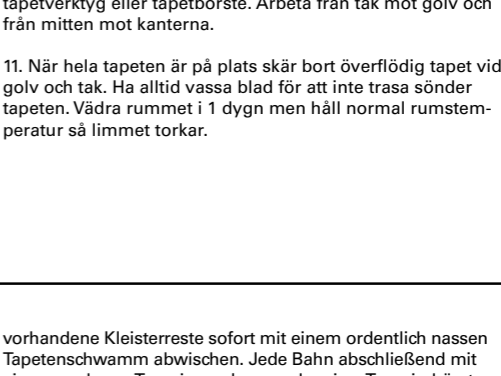
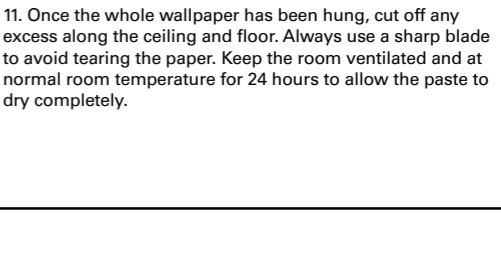


a vertical line down the wall. Then line up your first length of wallpaper with this pencil line.

Roll the paste straight onto the wall. Be sure to evenly cover the entire surface. If you miss a spot, this will cause the wallpaper to bubble. Paste an area the width of one and a half lengths at a time. Gently and evenly press the lengths together to ensure there are no visible seams. Make sure the wall has been pasted where the lengths meet so that the edges are not visible. Try not to get paste on the front of the wallpaper. Any excess paste should be removed immediately using a wet wallpaper sponge.



Smooth each length with a clean wallpaping tool or wallpaper brush. Work from the ceiling to the floor and from the middle out to the edges.



## INSTRUCTIONS 79

REBEL WALLS #10 | PALETTE



R13273 | COLOR CLOUDS, GOLD **R**




R13274 | COLOR CLOUDS, MAROON **R**




R12893 | DREAM WEAVER, BURGUNDY **R**



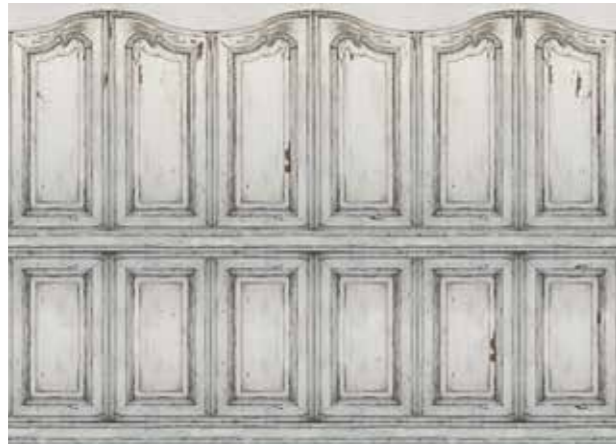
R12894 | DREAM WEAVER, VERDE **R**



R15382 | PATINATED PANELS, MOSS **R**



R15383 | PATINATED PANELS, SMOKE **R**




R15601 | PARISIAN PANELS **R**




R15602 | PARISIAN PANELS, DIP DYE BLUE **R**




R15603 | PARISIAN PANELS, DIP DYE YELLOW **R**



R15521 | VERDANT



R15491 | AIRY ARCHES **R**



R15492 | AIRY ARCHES, OXYGEN **R**



R15501 | A PRIORI



R14592 | MISCHIVEOUS MONKEYS, LUSH **R**



R15441 | FRENCH PANELS, ASHES **R**



R15442 | FRENCH PANELS **R**

## 80 OVERVIEW





R11411 | PATINATED DIAMONDS **R**



R11412 | PATINATED DIAMONDS, SAND **R**



R15361 | PINK DAWN



R15371 | AGATE **R**



R15372 | AGATE, STERLING **R**



R15571 | BIG HARLEQUIN, PLUM **R**



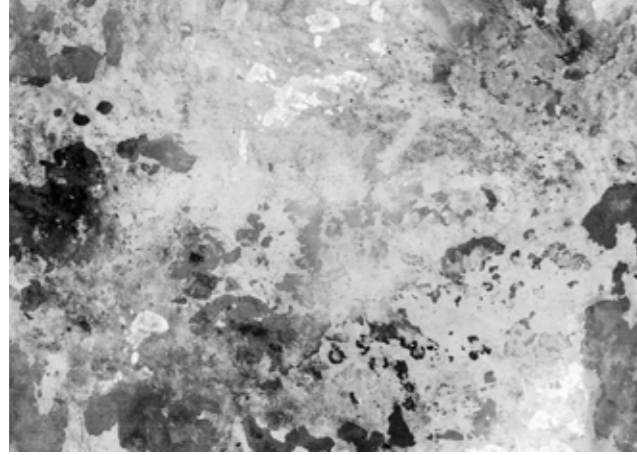
R15572 | BIG HARLEQUIN, BREEZE **R**




R15391 | BLOOMING **R**



R15471 | FRAGMENTS **R**



R15472 | FRAGMENTS, CHARCOAL **R**




R13883 | GLOBES GATHERING, BLUE **R**



R13884 | GLOBES GATHERING, DEW **R**



R15611 | CACTI



R15511 | INK COLOSSAL **R**



R15512 | INK COLOSSAL, MINT **R**



R15451 | FROZEN MOMENT



R15452 | FROZEN MOMENT, CREAM



R15461 | NOBLE FLAIR **R**



R15462 | NOBLE FLAIR, NOIR **R**




R14094 | PULSE OF PASSION, MINT **R**



R14095 | PULSE OF PASSION, PINK **R**



R15411 | CORAL CLOUDS **R**



R15591 | HORSE HERD **R**



R15592 | HORSE HERD, GOLD **R**



R15551 | HORSE MANIA **R**



R15561 | SPORTS JUNKIE **R**



R15431 | CHUBBY CHERUBS **R**



R15432 | CHUBBY CHERUBS, BLUE **R**



R12883 | PANEL, NIGHTFALL **R**



R12884 | PANEL, CAMBRIDGE GREEN **R**



R14613 | JUNGLE LAND, VERDANT **R**



R14614 | JUNGLE LAND, COLOR **R**



R15481 | STUCCO GLORIA **R**



R15482 | STUCCO GLORIA, CLAY **R**



R15483 | STUCCO GLORIA, DUSTY PINK **R**



R15541 | CHERRY TREE

## 82 OVERVIEW

## HOW IT WORKS

---

- 1) Select your wallpaper from the collection book or on our website.
- 2) Measure the width and the height of your wall.
- 3) Add the width and height of your wall to your order. We produce the wallpaper with your measurements and deliver in a few days.

ARTICLE NO	NAME	PAGE	ARTICLE NO	NAME	PAGE
R11411	Patinated Diamonds	28-29	R15451	Frozen Moment	50-51
R11412	Patinated Diamonds, Sand	28-29	R15452	Frozen Moment, Cream	50-51
R12883	Panel, Nightfall	70-71	R15461	Noble Flair	52-53
R12884	Panel, Cambridge Green	70-71	R15462	Noble Flair, Noir	52-53
R12893	Dream Weaver, Burgundy	10-11	R15471	Fragments	40-41
R12894	Dream Weaver, Verde	10-11	R15472	Fragments, Charcoal	40-41
R13273	Color Clouds, Gold	8-9	R15481	Stucco Gloria	74-75
R13274	Color Clouds, Maroon	8-9	R15482	Stucco Gloria, Clay	74-75
R13883	Globes Gathering, Blue	44-45	R15483	Stucco Gloria, Dusty Pink	74-75
R13884	Globes Gathering, Dew	44-45	R15491	Airy Arches	20-21
R14094	Pulse of Passion, Mint	56-57	R15492	Airy Arches, Oxygen	20-21
R14095	Pulse of Passion, Pink	56-57	R15501	A Priori	22-23
R14592	Mischievous Monkeys, Lush	24-25	R15511	Ink Colossal	48-49
R14613	Jungle Land, Verdant	72-73	R15512	Ink Colossal, Mint	48-49
R14614	Jungle Land, Color	72-73	R15521	Verdant	16-17
R15361	Pink Dawn	32-33	R15541	Cherry Tree	76-77
R15371	Agate	34-45	R15551	Horse Mania	62-63
R15372	Agate, Sterling	34-35	R15561	Sports Junkie	64-65
R15382	Patinated Panels, Moss	12-13	R15571	Big Harlequin, Plum	36-37
R15383	Patinated Panels, Smoke	12-13	R15572	Big Harlequin, Breeze	36-37
R15391	Blooming	38-39	R15591	Horse Herd	60-61
R15411	Coral Clouds	58-59	R15592	Horse Herd, Gold	60-61
R15431	Chubby Cherubs	68-69	R15601	Parisian Panels	14-15
R15432	Chubby Cherubs, Blue	68-69	R15602	Parisian Panels, Dip Dye Blue	14-15
R15441	French Panels, Ashes	26-27	R15603	Parisian Panels, Dip Dye Yellow	14-15
R15442	French Panels	26-27	R15611	Cacti	46-47

BE A REBEL  
CLAIM YOUR SPACE  
It's only wallpaper

# ABOUT US

Rebel Walls is a Swedish wallpaper company with design studio and production in Borås. The company offers a wide selection of designer wallpapers as well as the opportunity to create designs of your own. Rebel Walls' production is environmentally friendly in waste and energy usage.



*Thanks to our digital printing technique and proximity to our production, we can offer a diverse and on-trend selection of wall murals.*



REBEL WALLS • +46 (33) 20 80 00 • WWW.REBELWALLS.COM • FACEBOOK, INSTAGRAM AND PINTEREST: #REBELWALLS

© REBEL WALLS, ALL RIGHTS RESERVED | GRAPHIC DESIGN AND PREPRINT PRODUCTION: NEXT AB | PRINT AND BOOK MANUFACTURING: BOOKS | SPECIAL THANKS TO RUM.21.SE AND AQUAMARINO.SE





BE A REBEL - CLAIM YOUR SPACE